



**BLUE BIRD**  
COMMERCIAL GROUP

**FX2**



The Blue Bird FX2 (Forward Engine) is the perfect bus for your shuttle or transit fleet needs. As a leader in transport, the FX2 is especially stellar at navigating in densely populated areas and along highly-trafficked, tight and twisty routes. Its enhanced front service door allows easy access to the engine without the need for special tools, thus increasing uptime and reducing maintenance time. With over 90 years of experience, you can be sure to find the right needs for your bus with Blue Bird.



**MAXIMUM VISIBILITY**

**INCREASED  
PASSENGER COMFORT**

**BUILT TO LAST STRUCTURE**

**REDUCED OPERATING  
AND MAINTENANCE COSTS**

**ENHANCED SAFETY**

**SUPERIOR INSULATION  
AND QUIETNESS**

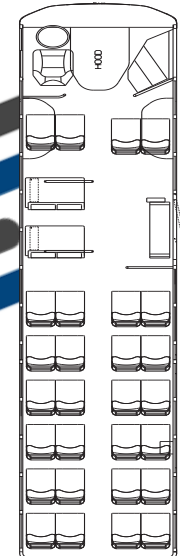
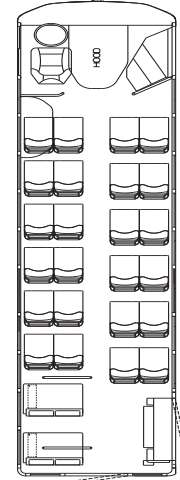
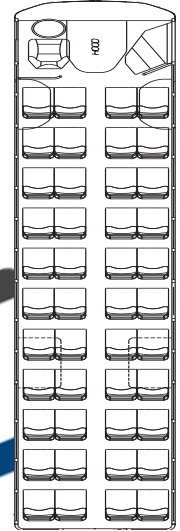
**CONTEMPORARY  
BUS DESIGN**

[BLUEBIRDCOMMERCIAL.COM](http://BLUEBIRDCOMMERCIAL.COM)

Visit us to find your local dealer.

## Body Specifications

<b>Capacity</b>	Up to 52
<b>Exterior Width</b>	96"
<b>Interior Width</b>	90 <sup>3</sup> / <sub>4</sub> "
<b>Aisle Width</b>	Varies by Floor plan
<b>Skirt Length</b>	19 <sup>3</sup> / <sub>4</sub> ", 25 <sup>3</sup> / <sub>4</sub> "
<b>Interior Height</b>	77"
<b>Overall Height</b>	121"-128" depending on options
<b>Front Overhang</b>	95" with standard steel bumper
<b>Rear Overhang</b>	Varies by body length/ wheelbase
<b>Entrance Door</b>	32" wide x 79" high/double electric outward opening
<b>Exterior Mirrors</b>	Manual, Optional heated remote operated
<b>Flooring</b>	1/2" plywood subflooring optional
<b>Tire Size</b>	11R22.5 (G) all-position radials
<b>Alternator</b>	240, 270, and 320 amps with 12 volts
<b>Brakes</b>	4-wheel air drum and air disc brakes with 4-channel anti-lock brake system
<b>Suspension</b>	Soft ride front leaf spring suspension; Two-stage steel leaf rear spring suspension system (ratings varies by capacity); Air Suspension available
<b>Steering</b>	Tilt & telescoping steering column
<b>Front Axle</b>	Rating varies by capacity
<b>Rear Axle</b>	With hypoid, single reduction gears with broad range of ratios available to optimize powertrain performance (rating varies by capacity)
<b>Wheel Cut</b>	50°
<b>GVWR</b>	Up to 36,200 lbs.
<b>Air Conditioning</b>	Factory installed available



## Diesel Specifications

<b>Engine</b>	Cummins® B6.7 200-280 hp
<b>Transmission</b>	Allison® 2500 -5 speed automatic
<b>Wheelbase</b>	141"/ 169"/ 190"/ 211"/ 232"
<b>Fuel Tank</b>	Standard 60-gallon, optional 100-gallon

**Altoona Tested**  
10 Years/350,000 Miles



Specifications, features, illustrations and equipment shown in this brochure are based upon the latest available information at the time of printing. Although descriptions are believed to be correct, accuracy cannot be guaranteed. Blue Bird Body Company reserves the right to make changes at any time without notice. Some features mentioned herein are not available in all models. Please see your Blue Bird Dealer for details. Blue Bird Body Company does not represent or warrant that its products are fit for a particular purpose. Purchaser must independently determine the suitability of the Blue Bird products for their particular application. All images contained herein are either owned by Blue Bird Body Company or used under a valid license. All trademarks used herein are registered trademarks of Blue Bird Body Company. It is a violation of federal law to reproduce these images without express written permission from Blue Bird Body Company. CB-FX2 © 2017 Blue Bird Corporation