

FORD CANDIDATE HIGH AND LOW TOP SERIES

STARTRANS

BUSES BY SUPREME



CANDIDATE SII HIGH TOP



Candidate SII High Top

Startrans Bus now offers the Candidate SII steel body shuttle bus, complementing the successful Senator SII series. This vehicle is available both in shuttle bus and paratransit versions. Having a narrow body width affords operators a more maneuverable vehicle

for their fleet service. The new Candidate SII High Top features updated exterior styling and is designed with durability in mind. Eight passenger seats plus two wheelchair for the paratransit bus or 13 forward facing seats for the shuttle model.



TOP AND LOW TOP



Candidate SII Low Top

Startrans Bus introduction of the new Candidate SII Low Top brings about a new chapter in the Startrans line of product development. This vehicle is intended for use as a corporate or hotel shuttle service. Its sleek new styling features a low profile, which

aids in fuel economy as well as overhead canopy clearance. Eight passengers seats plus two wheel chair for the paratransit bus or 13 forward facing seats for the shuttle model.



SUBFLOOR – 12-gauge steel superstructure fully welded with floor-level Z-rails, incorporated with chassis-rubber ride capabilities.

FLOORING – 5/8" marine-grade plywood underlayment with undercoating. Floor covered with 1/8" transit rubber. Formed galvaneal steel heat shields over chassis, catalytic converter, and muffler.

SIDEWALLS – 1" Polyurethane foam insulation (R-7) enclosed within a fully laminated assembly. Ladder-framed sidewalls are fully welded of 14-gauge steel. Exterior sidewall skins are .024" galvanized steel with baked-enamel paint finish.

ROOFING – Roof framing is a fully welded assembly utilizing formed steel-hat section crossmembers, as well as heavy-duty steel roll bars welded at the front, rear, and center of the vehicle. Roof exterior skins are of .024" galvanized steel with baked-enamel paint finish.

WINDOWS – HT 36"x36"; LT 36"x30" T-Slider windows, 31% tinted. Clamp ring-style radius windows. Egress windows installed to meet FMVSS 217 requirements. Operator's curbside window AS-2 rated: 442 square inches of visibility.

ENTRY – Spacious entry (HT 32"x77.5"; LT 26.5"x75") with doors that operate manually. The 14-gauge steel door frames are fully welded and powder-coated to enhance durability. The door panels are glazed and tempered glass. White step nosing and lighted stepwell standard. Entrance grab rail (left side).

LIGHTING – Each bus comes standard with six passenger courtesy lights.

Due to Supreme Corporation's commitment to product quality, specifications and options are subject to change in the interest of product improvement.

ELECTRICAL – Wiring is color-coded with the number and function designated every 4" on the wire to enable identification and circuit traceability. Only premium components built to meet the Society of Automotive Engineers (S.A.E.) and Underwriters Laboratories (U.L.) requirements are used. Electronic control console switch panel.

OPTIONAL A/C & HEAT – A/C systems ranging in size from 30,000 BTU to 88,000 BTU. Rear heat 40,000 BTU to 65,000 BTU.

OPTIONAL PARATRANSIT – Wheelchair accessibility with a wide range of securement systems and seating arrangements.

OPTIONAL LUGGAGE – Luggage can be stored in floor-to-ceiling, rear compartment, or custom-designed areas.

OPTIONAL SEATING – Forward-facing, perimeter-style, and track seating are all available. Your choice of vinyl and cloth fabric in a wide range of colors.

- White baked-enamel prepainted body = bright white gelcoated front cap
- Black exterior mirrors – 7" x 10" with 6" x 3.5" convex mirror on each side
- Heavy-duty, 10-gauge box bumper with anti-ride cover
- Mud flaps (front and rear)
- 12-month/12,000-mile with five-year/75,000-mile warranty of body structure

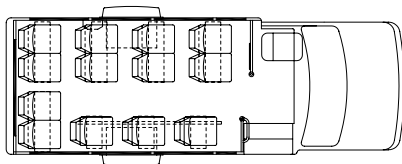
FORD SPECIFICATIONS

- E350
- Tinted glass
- Automatic transmission
- 4:10 rear-axle ratio
- Power steering
- Power brakes (4-wheel disc)
- Dash A/C and heater
- Auxiliary transmission cooler (gas chassis only)
- Super engine cooling
- Tilt steering and cruise control
- 5.4 or 6.8 gas engine and 6.0 diesel
- 37-gallon fuel capacity on E350
- Radial tires LT225-16 E
- Chrome front bumper
- Comfort-ride suspension – H.D. springs and shocks
- Engine oil cooler (diesel chassis only)
- Read-out gauges
- Heavy-duty batteries
- 130-Amp alternator Gas: 140-Amp alternator diesel
- 138", 158", or 176" wheelbase
- GVWR 10,700 to 11,500

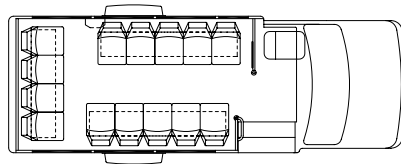
Dimensions

- Exterior width – 84.5"
- Exterior height – HT 109"; LT 103"
- First step to ground – 11½" second- and third-step riser – 9" max.
- Step tread depth – 9.5" max.
- Interior width at seat level – 81"
- Interior width up 36" from floor – 81"
- Center aisle height – HT 74.5"; LT 68.5"
- Double wheelchair doors – 44.5" x 59.5"

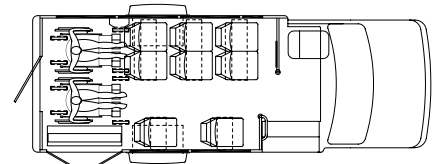
** HT = High Top
LT = Low Top



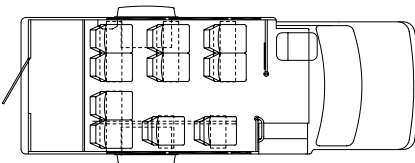
13 Passenger



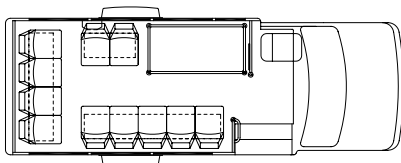
14 Passenger



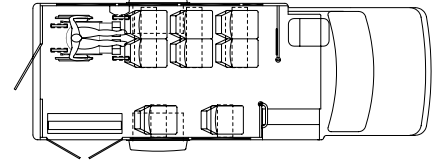
8 Passenger & 2 Wheel Chair



10 Passenger - Rear Luggage



11 Passenger & Interior Luggage



8 Passenger & 1 Wheel Chair



2592 East Kercher Road • Goshen, IN 46528
574-642-4730 • 877-258-1391 • FAX 574-642-4108
www.StartransBus.com

